

Damper Actuators

Accessories & Service Kits

Product	Page #
---------	--------

OpenAir Electric Damper Actuators

Tools	D-44
Damper Shaft Cranks	D-44
Mounting Hardware	D-45
Damper Push Rods	D-45
Anti-rotation Brackets	D-46
Shaft Adapters	D-46
Position Indicators	D-46
Conduit Adapters	D-47
Weathershields/Heaters	D-47
Aux. Switch Kits	D-47
Restrictor Kit	D-47

Pneumatic Nos. 3, 4 & 6 Damper Actuators

Damper Shaft Cranks	D-48
Linkage Kits	D-48
Mounting Hardware	D-49
Shaft Extensions/Adapters	D-50
Positioning Relays/Kits	D-51
Flange Bearing	D-52
Pivot Posts	D-52
Forward Stroke Stop Kits	D-52
Replacement Diaphragms	D-52
Service Kits	D-52

338 Electronic/Pneumatic Damper Actuators

Mounting Hardware	D-53
-------------------	------



Refer to Valves Accessories & Service Kits, C, for Rack & Pinion Linkage.

Ordering & Information

This section contains a comprehensive listing of products along with important ordering information, including:

- Mounting/installation Devices
- Service Kits
- Replacement parts









To lookup and order accessories or service kits:

1. Use the table of contents to locate the correct product.
2. Turn to that page and locate the product using the left hand tab and the type of device using the right-hand tab on the table.
3. Locate the product needed and the appropriate part number.






For technical or installation instructions and locations, visit the web site at: www.sbt.siemens.com/hvp/components.

For further assistance, please contact a Siemens Building Technologies representative at: **1.888.593.7876**.









Accessories & Service Kits

OpenAir	Description	Series			Quantity	Part No.		
		GDE GLB	GEB GMA	GCA GIB GBB				
Dampers Actuators		•	•	•	1	985-047	Tools	
	<p>Actuator Commissioning Tool. A portable instrument for exercising, calibrating, and testing resistive, proportional (voltage/current), incremental (floating), and On/Off actuators.</p>							
			•		1	985-098P10		
		Hex Key.	•			Pkg. of 24	985-054P24	
		Crank Arm Kit. Allows a direct-coupled actuator to provide an auxiliary linear drive; can be used to simultaneously drive a set of opposing or adjacent dampers with a single actuator.		•	•	1 1	ASK71.13 ASK71.3	Dampers Shaft Crank
		Crank Arm Kit with Bracket. For use in applications where the actuator can be rigidly surface-mounted and a linear stroke output is required.		•	•	1 1	ASK71.14 ASK71.4	
		Rotary to Linear Kit.	•			1	ASK71.5	
		Rotary to Linear Kit with Universal Mounting Bracket.	•			1	ASK71.6	
	Universal Crank Arm. For linear applications requiring connection to damper shaft when ball joint connection is not possible. • Shaft sizes 3/8 to 1".	•	•	•	1	ASK71.9		









Accessories & Service Kits

OpenAir	Image	Description	Series			Quantity	Part No.	Mounting Hardware
			GDE GLB	GEB GMA	GCA GIB GBB			
		Tandem Mount Bracket. Provides an extended anti-rotation pin which allows dual mounting of 2-position and floating GCA and all GIB actuators.			•	1	ASK73.1	
		Tandem Mounting Bracket. For dual mounting of modulating (0 to 10 V) GCA.			•	1	ASK73.2U	
		Floor Mount Kit. For airstream applications and where a foot-mounted actuator can be used. Ideal replacement of a Honeywell MOD motor. Includes crank arm, Teflon support-bearing ring, and mounting fasteners.			•	1	ASK71.1U	
		Frame Mount Kit. For direct mounting to damper frame. Includes a crank arm to generate a linear stroke, a Teflon support-bearing ring to minimize side-loading on the actuator's output bearing, and other mounting fasteners.			•	1	ASK71.2U	
		Combined Foot/Frame Mount Kit.		•		1	ASK71.11	
		Damper Push Rods. 5/16" (8 mm) dia. <ul style="list-style-type: none"> • 12" (30 cm) Length • 15" (38 cm) Length • 18" (46 cm) Length • 24" (61 cm) Length • 36" (91 cm) Length • 48" (122 cm) Length 	•	•	•			Damper Push Rods
						1	338-041	
						1	338-042	
						1	338-043	
						1	338-044	
						1	338-045	
						1	338-046	








Accessories & Service Kits

OpenAir	Image	Description	Series			Quantity	Part No.	
			GDE GLB	GEB GMA	GCA GIB GBB			
		Anti-rotation Bracket. • Mounting Screws Anti-Rotation Bracket.	• •		•	Pkg. of 24 Pkg. of 48 1	985-055P24 985-053P48 985-006 985-092	Anti-rotation Brackets
		Standard Shaft Adapter. Replacement for a standard self-centering shaft adapter. • up to a 1" (25 mm) D			•	1	985-004	Shaft Adapters
		• up to 3/4" (20 mm) D	•	•		1	985-093	
		Special Shaft Adapter. Accepts up to 1-1/20" (27 mm) diameter shaft and can be used for coupling to 1.05" (27 mm) jackshafts that are slightly oversized. <i>Note: When used with a GIB, accepts shaft diameters from 3/4 to 1-1/20" (19 to 27 mm).</i>			•	1	ASK74.1U	
		Replacement Shaft Adapter Clip.		•	•	Pkg. of 20 Pkg. of 20	985-242P20 985-241P20	
		5/8 to 3/4" (10 mm to 19 mm) Actuator Shaft Insert. For use with GIB and Special Shaft Adapter, ASK74.1U.			•	Pkg. of 20	985-052P20	
		3/8" (8 to 10 mm) Actuator Shaft Insert.	•			Pkg. of 10	ASK78.3U	
	1/2" (13 mm) Shaft Guide. Note: This part is factory-installed with all GDE/GLB damper actuators.	•			Pkg. of 25	985-101P25		
	Standard Position Indicators.	•	•	•	Pkg. of 10 Pkg. of 10 Pkg. of 10	985-051P10 985-094P10 985-003	Positioning Indicators	

Accessories & Service Kits

OpenAir	Image	Description	Series			Quantity	Part No.	
			GDE GLB	GEB GMA	GCA GIB GBB			
		1/2" (13 mm) Conduit Adapters.	•			1 Pkg. of 20	ASK76.1U ASK76.1UP20	Conduit Adapters
		1/2" (13 mm) Conduit Adapters.			•	Pkg. of 20	985-008P20	
		1/2" (13 mm) Conduit Adapter—Male.			•	Pkg. of 25	985-035P25	
		NEMA 3R Rated Weathershield Includes cover, base plate with factory-installed gasketing, 15TEK self-drilling screws, and anti-rotation (mounting) bracket. Knockouts for connection of 1/2" conduit also included; NEMA 3R rated.		•	•	1 1	ASK75.3U ASK75.1U	Weathershields/Heaters
		NEMA 3R Rated Heater and Weathershield. Includes weathershield listed above and heater assembly for operation in temps as low as -58°F; NEMA 3R rated.		•	•	1 1	985-107 985-106	
		Heater Assembly. Includes replacement heater assembly.		•	•	1 1	985-108 985-105	
		External Auxiliary Switch Kit. Includes dual switch package rated to 250 Vac, mounting screws and adapter rings.		•	•	1	ASC77.2U	Aux. Switch Kit
		500 Ohm Restrictor Kit. Converts 4-20 mA signal to 2-10 Vdc.	•	•	•	1	985-124	Restrictor Kit







Accessories & Service Kits

Pneumatic Nos. 3, 4 & 6	Image	Description	Pneumatic			Quantity	Part No.	Category	Part Nos.
			No. 3	No. 4	No. 6				
	Damper Shaft Crank. Adjustable radius, 3/4" (20 mm) to 2-7/8" (73 mm), for 1/2" (13 mm) diameter damper shaft.	•	•		1	331-795	Damper Shaft Cranks	155-146P25	
	Damper Shaft Crank. Adjustable radius, 3/4" (19 mm) to 4-5/8" (117 mm), for 3/8" (10 mm) diameter damper shaft.	•			1	331-805			
	Damper Shaft Crank. Selectable radius, 45°, 60°, and 90° angular rotation, for 3/8" (10 mm) to 1/2" (13 mm) diameter damper shaft.	•	•		1	331-181	Damper Shaft Cranks	155-146P25 155-032P25	
	Cast Iron Crank and Set Screws. For 1/2" (6 mm) OD shaft.			•	1	333-078			155-029P25
	Crank Kit for LC Motor. Includes crank and mounting screws.	•	•	•	1	331-535			
	Linkage Kit. 4" (102 mm) link and crank.	•	•	•	1	331-958	Linkage Kits	155-146P25 155-032P25 155-029P25 155-277P25	
	Linkage Kit. 4" (102 mm) rod, ball joint and crank.	•	•	•	1	331-947			
	Linkage Kit. Includes pivot post (331-547), ball joint, and crank for use where space is limited.		•		1	331-954			155-032P25









Accessories & Service Kits

Pneumatic Nos. 3, 4 & 6	Image	Description	Pneumatic			Quantity	Part No.	Accessories
			No. 3	No. 4	No. 6			
		Linkage Kit.		•		1	331-671	Linkage Kits
		Steel Pivot Post. For extended shaft mounting plate. • E-ring. • Lockwasher. • Nut.	•			1	333-139	Mounting Hardware
						2	047-061J	
						2	046-017K	
		Damper Blade Rocker Arm. Must order components separately. • Screw. • Nut.	•	•	•	1	333-034	155-277P25 155-146P25 155-032P25 155-029P25
						2	030-510J	
						2	041-230J	
		Extended Shaft Mounting Plate. May also require pivot post, clevis, crank and miscellaneous mounting hardware. 3" (76 mm) W x 10-1/2" (267 mm) L.	•			1	331-033	155-146P25
		Offset Mounting Bracket. For mounting the universal mounting lug, pivot post, clevis, crank, and miscellaneous mounting hardware.	•	•		1	333-176	155-032P25 155-029P25 155-277P25
		Frame Mounting Lug. For use with Universal Mounting plate (field or manufacturer welded onto damper frame). • Screws		•	•	1	331-569	155-032P25 155-029P25 155-277P25
						3	034-123K	
		Clevis. For frame mounting. • Forging Clevis (A) • Brass Clevis (B) • Clevis Pin (C) • Hitch Pin (D) • Nut (2 required) (E)	•	•	•	1	331-653	155-146P25 155-032P25
						1	333-207	
							331-293	
							331-807	
							041-142	
		Universal Mounting Plate. May also require frame mounting lug, pivot post, clevis, crank and miscellaneous mounting hardware. • 3/4" (20 mm) • 1" (25 mm)				1	331-623	155-146P25 155-033P25
						1	331-623A	
		Actuator Mounting Bracket. • Screws. (required).	•	•		1	331-916	155-146P25 155-033P25
						3	331-931	

Accessories & Service Kits









Pneumatic Nos. 3, 4 & 6	Image	Description	Pneumatic			Quantity	Part No.	Category	Notes	
			No. 3	No. 4	No. 6					
		Pivot Mounting Kit. Pivot mounting bracket and screws included (3).	•			1	333-148	Mounting Hardware	155-146P25	
		Right Angle Mounting Plate. For mounting actuator to floor. <i>Order separately.</i>		•	•	1	333-208			
		Remote Mounting Kit. For use with actuator/clevis assembly. Allows connection to damper shaft when damper shaft and actuator pivot post are mounted on different planes. Field fabricated 3/8"(10 mm) diameter push rod not included. Cut to length as needed.		•	•	1	331-618	Shaft Extensions/Adapters	155-146P25 155-032P25	
		Actuator Shaft Extension Kit. Includes push rod, 1/4"-28 ball joint connector, coupling and screws.	•	•		1	331-674			
		Actuator Shaft Extension Kit. Includes shaft/clevis adapter (2 required), clevis adapter rod and nuts. Field-assembled actuator shaft extension kit with field fabricated 1/2" NPT threaded pipe (not provided). Threaded female adapters are 1/2"-14 NPT and 3/8"-24 UNS threads.		•	•	1	333-030			155-032P25 155-029P25 155-277P25
		Long Actuator Shaft Extension Rod. 10-1/8" (257 mm)		•	•	1	331-434A			

Accessories & Service Kits

Pneumatic Nos. 3, 4 & 6	Image	Description	Pneumatic			Quantity	Part No.	Category	Cross-Reference
			No. 3	No. 4	No. 6				
		Damper Shaft Extension. 1/2" (13 mm) diameter damper shaft extension rod. Rod is 2-1/4" (57 mm) long.	•	•	•	1	331-631	Extension/Adapters	155-146P25 155-032P25 155-029P25 155-277P25
		Damper Shaft Extension. 1/2" (13 mm) diameter damper shaft extension rod. Rod is 9" (229 mm) long.	•	•	•	1	333-043-03		
		Adapter. For 3/8" (10 mm) diameter damper shafts. Use with 333-042, Shaft Extension.	•	•	•	1	331-632		
		Long Shaft Extension. For a 1/2" (13 mm) hollow damper shaft.		•		1	333-184	155-032P25	
		For a 1" (25 mm) hollow damper shaft.		•		1	333-181		
		Shaft Extension. 1" (25 mm) diameter shaft extension 11-5/8" (295 mm) long for Ruskin dampers. Includes 1" (25 mm) diameter crank and 2 roll pins for assembly.		•	•	1	333-194	155-029P25 155-277P25	
		Positioning Relay.	•	•	•	1	147-2000	Positioning Relay/Kits	155-146P25
		Positioning Relay Actuator Mounting Kit. Can also be factory-assembled to extended shaft mounted actuators. If using cast iron crank, it must be replaced with a 331-941 crank. (mfg. after 1/93)	•			1	147-104		
		Positioning Relay Mounting Kit.		•		1	147-314	155-032P25	


Accessories & Service Kits

Pneumatic
Nos. 3, 4 & 6

	Description	Series			Quantity	Part No.		
		No. 3	No. 4	No. 6				
	Positioning Relay Mounting Kit.			•	1	147-276	Positioning Relay/Kits	155-029P25 155-277P25
	Flange Bearing. 1/2" (13 mm) damper shaft bearing for universal mounting plate, 331-623		•	•	1	331-862		
	Steel Pivot Post For service replacement only (short length).		•	•	1	331-547	Pivot Posts	155-032P25 155-029P25 155-277P25
	Steel Pivot Post. For additional clearance (long length) for actuator. Includes steel pivot post lockwasher, nuts (2), and E-rings (2).		•	•	1	333-045		
	Actuator Forward Stroke Stop Kit. Adjustable 3" (76 mm) to 4" (102 mm) Field-assembled.		•		1	331-938	Forward Stroke Stop Kit	155-146P25 155-032P25
	Actuator Forward Stroke Stop Kit. Adjustable 2-3/8" (60 mm) to 4" (102 mm) Field-assembled.		•		1	331-939		
	Travel Stop Kit. For field assembly. Reduce travel from 4" (102 mm) down to 2-29/32" (73 mm) For Model 3 only.			•	1	333-197		155-029P25 155-277P25
	• No. 4 (Cast Aluminum Housing, Std., Discontinued) Part Nos. to 331-2885		•		Package of 5	333-072	Replacement Diaphragms	155-277P25
	• No. 4 Diaphragm for high ambient temperature (up to 400°F)		•		Package of 5	333-071		
	• No. 6 Standard Replacement Diaphragm			•	Package of 5	333-206		
	O-Ring Seal Kit. LC Motor only	•	•	•	1	333-056	Service Kits	
	Crank Kit for 1/2" shaft.				1	331-535		

Damper Actuators

Accessories & Service Kits

338 Electric/ Pneumatic		Description	Product Group	Quantity	Part No.
		Floor Mount Kit.	338 Electric	1	338-031

Mounting
Hardware