

**To build a complete assembly:**

1. Under Valve Body, work **left-to-right** across the row to select:

- Trim/Connection/Action/Characteristic/Packing
- Flow Rate (Cv)
- Line Size

2. For the Actuator, work from **top-to-bottom** to select:

- Fail-in-Place/Fail Safe
- Signal

3. At the intersection of the Valve row and the Actuator column locate the desired close-off value and price.

4. Create the assembly part number by combining the Actuator Prefix Code (APC) in the Actuator column with the Part No. in the Part No. column.

These selection tables only contain NPT or FXF end connections with brass trim and equal percentage flow characteristics.

For complete selection, refer to the current edition of *Master HVAC Products Catalog*.

**Electronic**

Actuator			NC		NO		NC		NO		Fail-in-Place		Part No.	
			2P 120 Vac				2P 24 Vac				3P 24 Vac	0-10 Vdc Mod 24 Vac		
Valve Body 599													↓	
Conn.	Line Size in. (mm)	Flow Rate Cv (Kvs)	APC 240	APC 241	APC 242	APC 243	APC 244	APC 245	Close-off psi (kPa)					
2-way	NPT	0.50 15	1.0 0.85	44 (303)	44 (303)	44 (303)	44 (303)	44 (303)	44 (303)	44 (303)	44 (303)	---		00210
		0.50 15	2.5 2.0	44 (303)	44 (303)	44 (303)	44 (303)	44 (303)	44 (303)	44 (303)	44 (303)	44 (303)	---	00211
		0.50 15	4.0 3.4	44 (303)	44 (303)	44 (303)	44 (303)	44 (303)	44 (303)	44 (303)	44 (303)	44 (303)	---	00214
		0.75 20	4.1 3.5	44 (303)	44 (303)	44 (303)	44 (303)	44 (303)	44 (303)	44 (303)	44 (303)	44 (303)	---	00212
	1.00 25	7.0 6.0	22 (152)	22 (152)	22 (152)	22 (152)	22 (152)	22 (152)	22 (152)	22 (152)	22 (152)	---	00213	
	Sweat	0.50 15	1.0 0.85	44 (303)	44 (303)	44 (303)	44 (303)	44 (303)	44 (303)	44 (303)	44 (303)	44 (303)	---	00510
		0.50 15	2.5 2.0	44 (303)	44 (303)	44 (303)	44 (303)	44 (303)	44 (303)	44 (303)	44 (303)	44 (303)	---	00511
		0.50 15	4.0 3.4	44 (303)	44 (303)	44 (303)	44 (303)	44 (303)	44 (303)	44 (303)	44 (303)	44 (303)	---	00514
0.75 20		4.1 3.5	44 (303)	44 (303)	44 (303)	44 (303)	44 (303)	44 (303)	44 (303)	44 (303)	44 (303)	---	00512	
1.00 25	7.0 6.0	22 (152)	22 (152)	22 (152)	22 (152)	22 (152)	22 (152)	22 (152)	22 (152)	22 (152)	---	00513		
3-way	NPT	0.50 15	1.0 0.85	44 (303)	44 (303)	44 (303)	44 (303)	44 (303)	44 (303)	44 (303)	44 (303)	---	00230	
		0.50 15	2.5 2.0	44 (303)	44 (303)	44 (303)	44 (303)	44 (303)	44 (303)	44 (303)	44 (303)	---	00231	
		0.50 15	4.0 3.4	44 (303)	44 (303)	44 (303)	44 (303)	44 (303)	44 (303)	44 (303)	44 (303)	---	00234	
		0.75 20	4.1 3.5	44 (303)	44 (303)	44 (303)	44 (303)	44 (303)	44 (303)	44 (303)	44 (303)	---	00232	
	1.00 25	7.0 6.0	22 (152)	22 (152)	22 (152)	22 (152)	22 (152)	22 (152)	22 (152)	22 (152)	---	00233		
	Sweat	0.50 15	1.0 0.85	44 (303)	44 (303)	44 (303)	44 (303)	44 (303)	44 (303)	44 (303)	44 (303)	44 (303)	---	00530
		0.50 15	2.5 2.0	44 (303)	44 (303)	44 (303)	44 (303)	44 (303)	44 (303)	44 (303)	44 (303)	44 (303)	---	00531
		0.50 15	4.0 3.4	44 (303)	44 (303)	44 (303)	44 (303)	44 (303)	44 (303)	44 (303)	44 (303)	44 (303)	---	00534
0.75 20		4.1 3.5	44 (303)	44 (303)	44 (303)	44 (303)	44 (303)	44 (303)	44 (303)	44 (303)	44 (303)	---	00532	
1.00 25	7.0 6.0	22 (152)	22 (152)	22 (152)	22 (152)	22 (152)	22 (152)	22 (152)	22 (152)	22 (152)	---	00533		





**Table Note**

\*Flow rate is for AB→A.

# 1/2 to 1" Siemens 599 Series

# zone

## Thermic

Actuator				NC	NO	Fail AB→B	Fail AB→A	Part No.		
				2P 24 Vac						
Valve Body 599								↓		
Conn.	Line Size in. (mm)	Flow Rate Cv (Kvs)		APC 246	APC 247	APC 246	APC 247			
Close-off psi (kPa)										
2-way	NPT	0.50	15	1.0	0.85	44 (303)	44 (303)	—	—	---00210
		0.50	15	2.5	2.0	44 (303)	44 (303)	—	—	---00211
		0.50	15	4.0	3.4	44 (303)	44 (303)	—	—	---00214
		0.75	20	4.1	3.5	44 (303)	44 (303)	—	—	---00212
		1.00	25	7.0	6.0	22 (152)	22 (152)	—	—	---00213
	Sweat	0.50	15	1.0	0.85	44 (303)	44 (303)	—	—	---00510
		0.50	15	2.5	2.0	44 (303)	44 (303)	—	—	---00511
		0.50	15	4.0	3.4	44 (303)	44 (303)	—	—	---00514
		0.75	20	4.1	3.5	44 (303)	44 (303)	—	—	---00512
		1.00	25	7.0	6.0	22 (152)	22 (152)	—	—	---00513
3-way	NPT	0.50	15	1.0	0.85	—	—	44 (303)	44 (303)	---00230
		0.50	15	2.5	2.0	—	—	44 (303)	44 (303)	---00231
		0.50	15	4.0	3.4	—	—	44 (303)	44 (303)	---00234
		0.75	20	4.1	3.5	—	—	44 (303)	44 (303)	---00232
		1.00	25	7.0	6.0	—	—	22 (152)	22 (152)	---00233
	Sweat	0.50	15	1.0	0.85	—	—	44 (303)	44 (303)	---00530
		0.50	15	2.5	2.0	—	—	44 (303)	44 (303)	---00531
		0.50	15	4.0	3.4	—	—	44 (303)	44 (303)	---00534
		0.75	20	4.1	3.5	—	—	44 (303)	44 (303)	---00532
		1.00	25	7.0	6.0	—	—	22 (152)	22 (152)	---00533

**Complete Assembly**  
APC + Part No.  
**Valve Body Only**  
599 + Part No.

**Key**  
 APC Actuator Prefix Code  
 F Female NPT  
 \* Order Separately  
 — Not Available